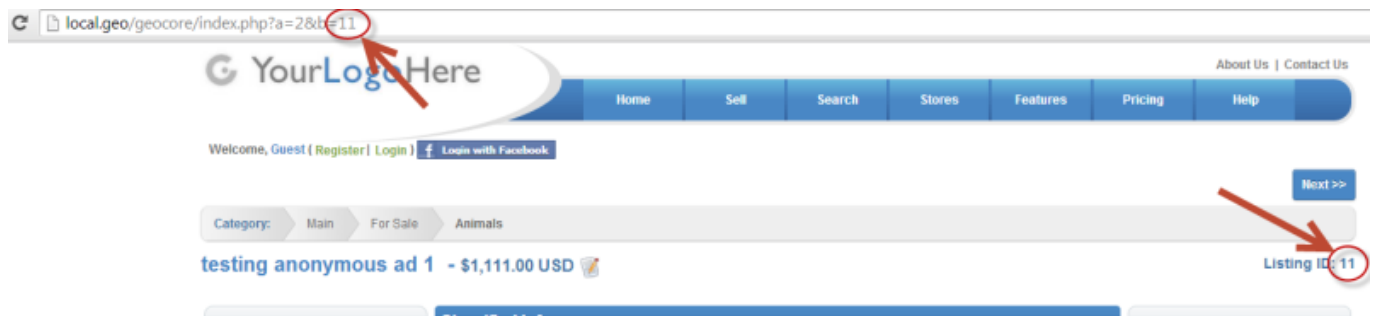
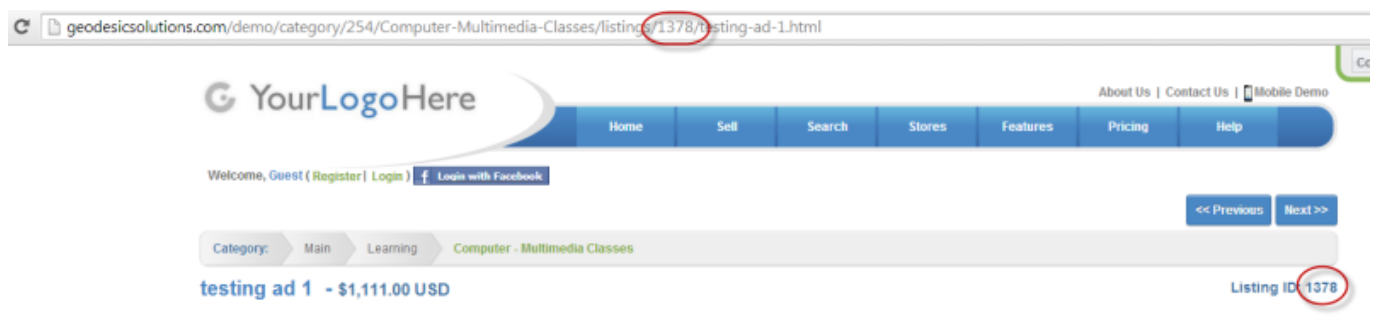


# Find Listing By Listing ID

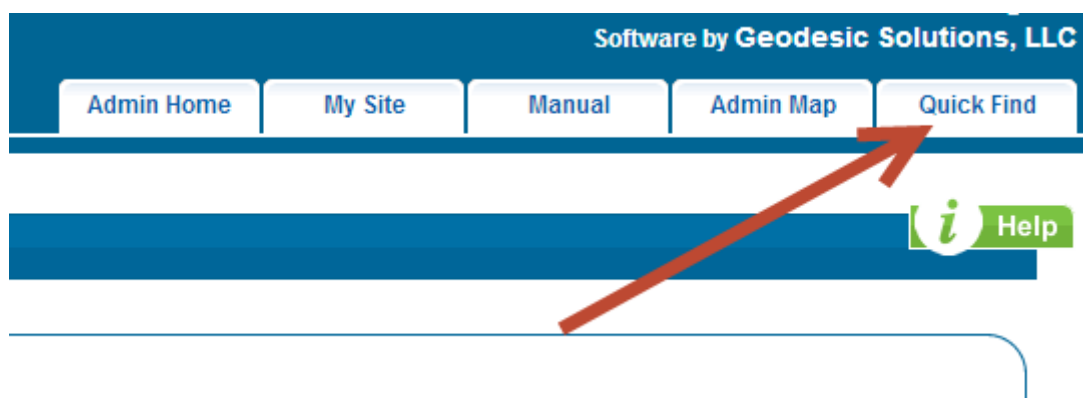
You can find any listing within a users details display page. You can go directly to the listing details page if you have the listing id for that listing. You can find it quickly if you have the listing id. The following screenshot shows a couple ways you can find the listing id:



In that screenshot you will see the url used without the SEO addon in use and the default design. Within the following screenshot you'll see how to find it if using the SEO addon and the default listing details page design:




Once you have the listing id you can use the **Quick Find** admin tool found here in the admin tool:



And inserting the listing id into the **Listing ID** field shown here:


Quick Find Tools



User Search


Username ▾

Go




Listing ID #

View Listing




Order ID #

Get Order




Invoice ID #

Get Order



Invoice Transaction ID


Get Order



Template/Text


Find Text

Geodesic Solutions Searches



User Manual

Find Help >>



Software Addons

Search for Addons

From:  
<https://geodesicsolutions.org/wiki/> - Geodesic Solutions Community Wiki

Permanent link:  
[https://geodesicsolutions.org/wiki/startup\\_tutorial\\_and\\_checklist/admin\\_controls/managing\\_listings/within\\_admin?rev=1443796212](https://geodesicsolutions.org/wiki/startup_tutorial_and_checklist/admin_controls/managing_listings/within_admin?rev=1443796212)

Last update: 2015/10/02 14:30

