

Downloading Software

To download your software's file set for installation or update you will first need to log into your client area at our site. Then click the following:

CLIENT AREA (in link bar on all pages of our site) > MY DOWNLOADS

You'll be taken to a page like this one:

Name	Notes	Created
GeoClassAuctions Enterprise (Upgraded to GeoCore) - Key: ClassAuctions_ENT-1-4286217a8b9986 - Installed At: www.127.0.0.1, 127.0.0.1, www.jameslappo.geo, jameslappo.geo, www.james.geo, james.geo, lappo.geo, www.lappo.geo, localhost, www.localhost	Access to new downloads has expired . Can only access downloads from before 06/11/2014 . Renew Options	10/26/2006
Mobile API (iPhone App) - GeoMobile Shared iPhone App - Key: Geo-iPhoneApp-Shared-e73f3be7abbd82 - Installed At: www.local.geo, local.geo		08/29/2014
GeoCore - Purchased License - Key: GeoCore-0397775ee546f9a2 - Installed At: local.geo, www.local.geo		10/10/2012

And within that page you will click on the license key for the license you wish to download for.....like shown with the arrow in the above screenshot.

From here there are two options depending on whether your download access to the software has expired or not.

You Have Current Download Access

If your download access is current you are able to download the current release of the software. And within the next page after clicking on your license above you will see this next page and click the **Current Release** link in that page:

You are here: [Client Area](#) > [My Packages](#) > **GeoCore - Purchased License**

[Downloads](#) | [Licenses](#) | [Addons & Services](#) | [Premium Support](#) | [View Details](#)

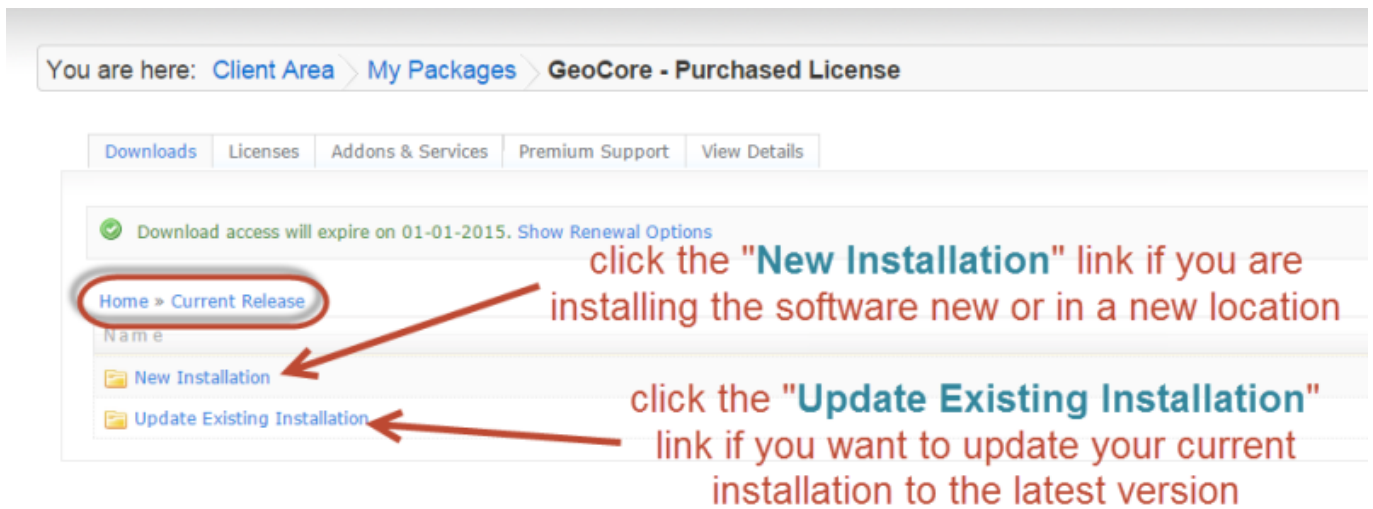
✓ Download access will expire on 01-01-2015. [Show Renewal Options](#)

[Home](#)

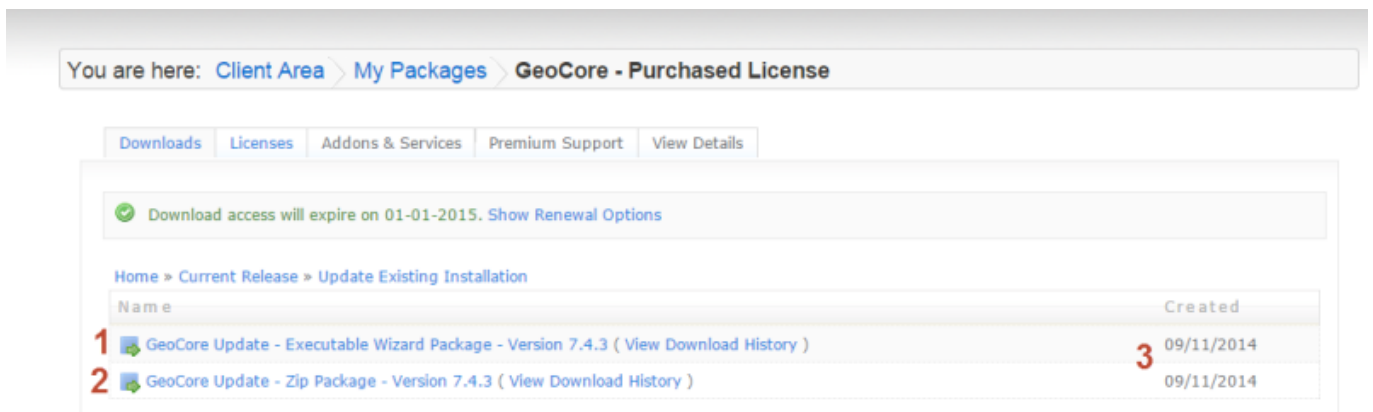
Name
Current Release
Previous Releases
_Developer BETA Release

if your download access is current click the "current releases" link to download the latest available version of the software

That will take you to a page like this one:



Depending on whether you are making a new installation or updating your current installation determines which link to click from here. See the image above for more. Click the **New Installation** to install the software new and **Update Existing Installation** to update a current installation of the software. On the next page you'll see another two options as shown in the following screenshot:



Within that screenshot you'll see:

1. Executable Wizard Download - If you wish to use the executable wizard to install/update the software click this option. There is more on the executable wizard within other pages of this support wiki section.
2. Zip File Download - If you wish to use the zip file to install/update the software click this option. There is more on the zip file installation within other pages of this support wiki section.
3. Date that version was released.

You Do NOT Have Current Download Access

If you wish you can renew your download access through the **Renew Options** link as shown in the

following page after you have clicked:

CLIENT AREA (in link bar on all pages of our site) > MY DOWNLOADS

My Downloads

You are here: [Client Area](#) > [My Downloads](#)

Name	Notes	Created
GeoClassAuctions Enterprise (Upgraded to GeoCore) - Key: GeoClassAuctions_Enterprise-1-4286217a8b9886 - Installed At: www.127.0.0.1 , 127.0.0.1 , www.jameslappo.geo , jameslappo.geo , www.james.geo , james.geo , lappo.geo , www.lappo.geo , localhost , www.localhost	Access to new downloads has expired. Can only access downloads from before 06/11/2014 . Renew Options	10/26/2006
Mobile API (iPhone App) - GeoMobile Shared iPhone App - Key: Geo-iPhoneApp-Shared-e72f0be7ebd0d2 - Installed At: www.local.geo , local.geo		08/29/2014
GeoCore - Purchased License - Key: GeoCore-619775ae54d9a2 - Installed At: local.geo , www.local.geo		10/10/2012

if your download access has expired for the license you wish to install/update click the Renew Options link to see your options for renewing

download older versions of software

Once click the license in the above you'll see the following screen:

You are here: [Client Area](#) > [My Packages](#) > [GeoCore - Purchased License](#)

[Downloads](#) [Licenses](#) [Addons & Services](#) [Premium Support](#) [View Details](#)

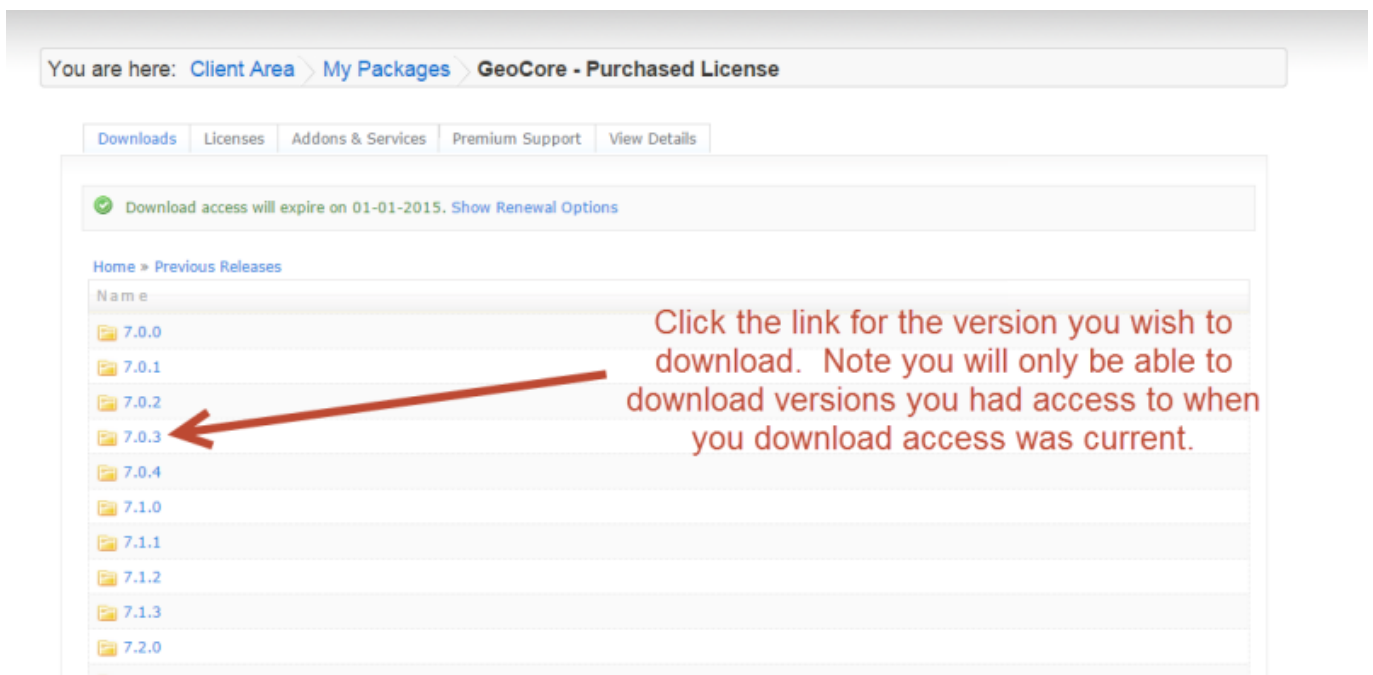
✓ Download access will expire on 01-01-2015. [Show Renewal Options](#)

Home

Name
Current Release
Previous Releases
_Developer BETA Release

click the "Previous Releases" link to download older versions of the software you had access to before your download access expired

Now you will see a page like the following that contains links for each version released as shown in the screenshot below:



As a customer of Geodesic Solutions, you will have access to your own personal **client area** on our site that allows you to access and download your software and available updates any time, day or night. Once your order is placed, you will receive an email with instructions on how to access the "client area" (different from the Support Center login).

Once you access your client area you will see a screen similar to the image displayed below. Click on the **View** button for the particular order that you want to download.

Recent Order Activity					View All
Order	Cart	Ordered	Created	Options	
#1001	#ab123ab12	GeoClassifieds Enterprise	04-13-2007	View	
#2002	#ab456ab42	GeoAuctions Enterprise	04-12-2007	View	
#3003	#ab789ab72	GeoClassifieds Lite	12-06-2006	View	
#4004	#ab789ab82	GeoClassAuctions Enterprise	11-16-2006	View	

Recent Invoice Activity						View All
Order	Invoice	Total	Balance	Created	Options	
#1001	#0001	\$0.00	\$0.00	04-13-2007	Details	Invoice
#2002	#0002	\$0.00	\$0.00	04-12-2007	Details	Invoice
#3003	#0003	\$0.00	\$0.00	12-06-2006	Details	Invoice
#4004	#0004	\$0.00	\$0.00	11-16-2006	Details	Invoice

Next, click on the **View & Download** button associated with your software license.

Main Menu

- Home
- Logout Now
- Place a New Order
- News & Information
- Edit Your Profile
- View Your Orders**
- View Your Invoices
- View Your Licenses

Your Orders > Order #112

[Go Home](#)

Cart ID:	#ab123ab1
Last Invoice ID:	#001 [view invoice] [created on 11-16-2006]
Product Ordered:	GeoClassAuctions Enterprise
Order Product Extras:	Buy new addons, support and upgrade packages
Previously Purchased Extras:	None purchased.
Order Status:	Active
Taxes Charged:	8.25% State
Base Product Cost:	\$999.00

Your Licenses:

GeoClassAuctions Enterprise
▶ Active key: ClassAuctions_ENT-1234567890123456

[View & Download](#)

Upgrade Packages Ordered:

1 Year Updates (Included)
Minor Package Terms

You will now see a screen similar to the one below.

Full Install Product Downloads

#	File Name	Download
1.	FULL INSTALL - WIZARD - CA - Version 3.0.0	Download
2.	FULL INSTALL - ZIPPED - CA - Version 3.0.0	Download

Upgrade Product Downloads

#	File Name	Released	Download
1.	UPGRADE - WIZARD - CA - Version 3.0.0	05-10-2007	Download
2.	UPGRADE - ZIPPED - CA - Version 3.0.0	05-10-2007	Download

Addon Product Downloads

#	File Name	Released	Download
1.	ADDON Downloads -- Click Here		

Update Packages Purchased

#	Package	Term:	Expires
2.	[Active] 1 Year Updates (Included)	1 Year	11-16-2007

Support Packages Purchased

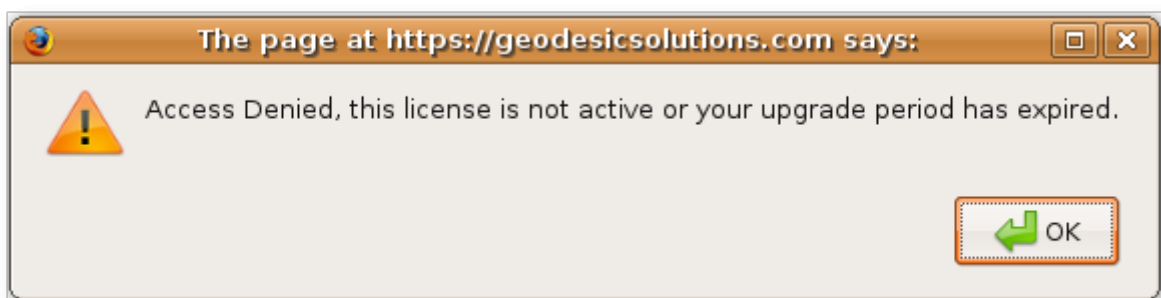
#	Package	Term:	Expires
1.	[Active] 1 Year Support (Included)	1 Year	11-16-2007

On this screen, click the **Download** button for the package you wish to download. Note that the *Fresh Install* package downloads will be near the top of the page, and the *Update* packages will be near the bottom.

<tip n c>**NOTE:** As we make new releases of the software available in the "client area", you may see additional downloads for your edition. These may have an **RC1** or similar postfix added to the end of the version number. RC stands for Release Candidate, which means that the download is being proposed for release. So, although the RC release is available to you, it is still undergoing some internal testing. Typically, if we post an RC to the [client area](#) it is safe to download. For example, you may see *Version 4.5.0RC1* available for download.</tip>

Access Denied Error

When you click the **Download** button as described in the instructions above, are you getting an error message similar to the one displayed below?



This means that your *Support & Software Updates/Downloads* package has expired. You receive a full year of *Support & Software Updates/Downloads* included in every new product license purchased. After the year is up you can extend the service for another year by clicking on **[Renew]** link on that same page under the **Update Packages Purchased**. See screen shot below.

2.	Geodesic_CA_ent_full_install_zipped_v3.1.9.zip	Download
3.	Geodesic_CA_ent_full_install_wizard_v4.0.2.exe	Download
4.	Geodesic_CA_ent_full_install_zipped_v4.0.2.zip	Download

+ Product Updates Available

#	File Name	Released	Download
1.	Geodesic_CA_ent_update_wizard_v3.1.9.exe	07-28-2008	Download
2.	Geodesic_CA_ent_update_zipped_v3.1.9.zip	07-28-2008	Download
3.	Geodesic_CA_ent_update_wizard_v4.0.2.exe	03-02-2009	Download
4.	Geodesic_CA_ent_update_zipped_v4.0.2.zip	03-02-2009	Download

+ Update Packages Purchased

#	Package	Term:	Expires
1.	[Expired] [Renew] 1 Year Support & Software Updates/Downloads (Included)	1 Year	03-03-2008

Once you have finished the renewal process and the order for the renewal has been activated, you will be able to download the latest packages from the client area again.

For more information on the year of support & updates, see the [Support & Updates Product Page](#).

From:
<http://geodesicsolutions.org/wiki/> - **Geodesic Solutions Community Wiki**

Permanent link:
http://geodesicsolutions.org/wiki/installation/download_software/start?rev=1414009929

Last update: **2014/10/22 20:32**

