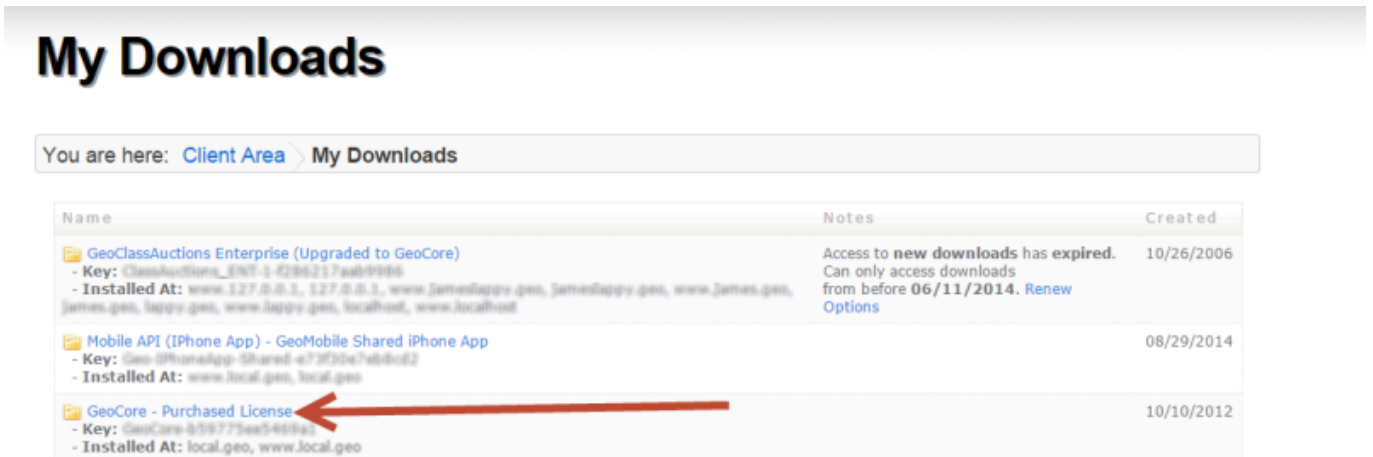


Downloading Software

To download your software's file set for installation or update you will first need to log into your client area at our site. Then click the following:

CLIENT AREA (in link bar on all pages of our site) > MY DOWNLOADS

You'll be taken to a page like this one:

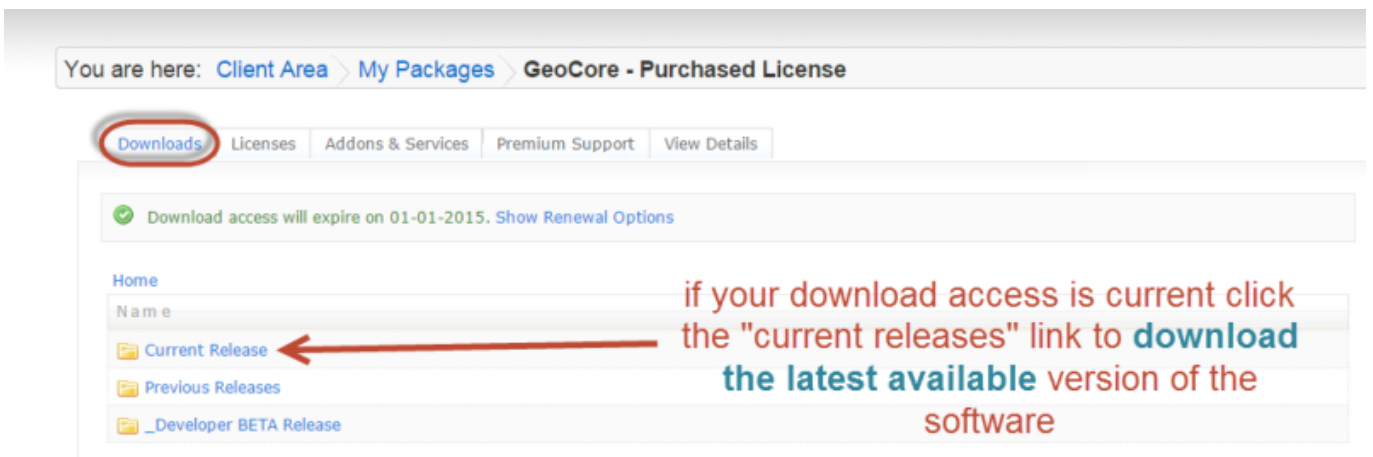


And within that page you will click on the license key for the license you wish to download for.....like shown with the arrow in the above screenshot.

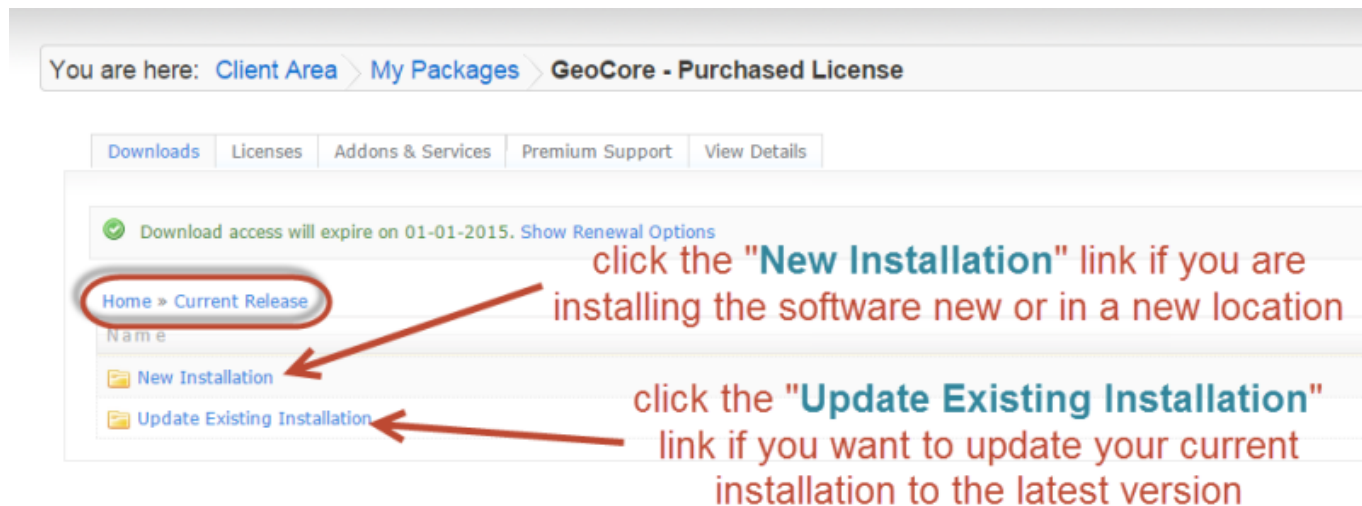
From here there are two options depending on whether your download access to the software has expired or not.

You Have Current Download Access

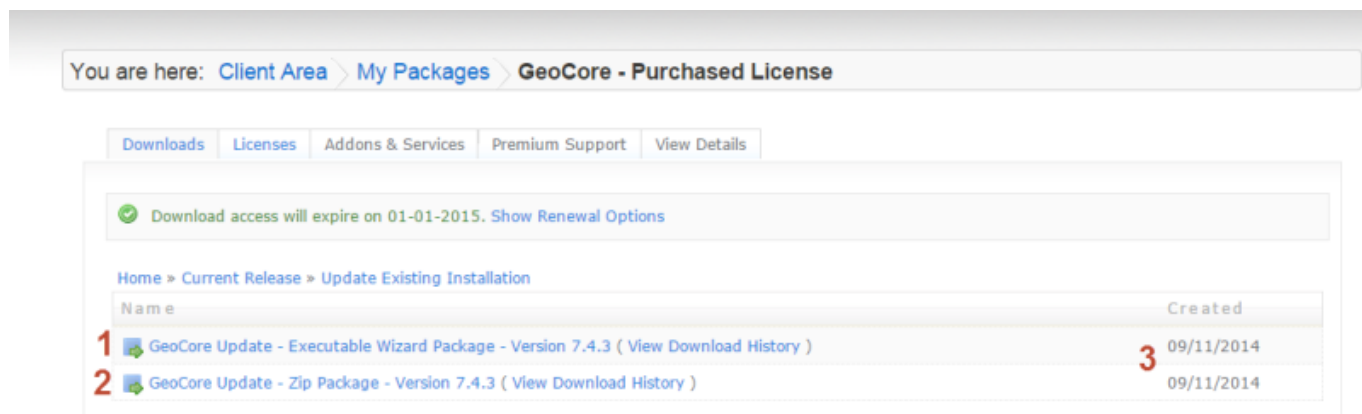
If your download access is current you are able to download the current release of the software. And within the next page after clicking on your license above you will see this next page and click the **Current Release** link in that page:



That will take you to a page like this one:



Depending on whether you are making a new installation or updating your current installation determines which link to click from here. See the image above for more. Click the **New Installation** to install the software new and **Update Existing Installation** to update a current installation of the software. On the next page you'll see another two options as shown in the following screenshot:



Within that screenshot you'll see:

1. Executable Wizard Download - If you wish to use the executable wizard to install/update the software click this option. There is more on the executable wizard within other pages of this support wiki section.
2. Zip File Download - If you wish to use the zip file to install/update the software click this option. There is more on the zip file installation within other pages of this support wiki section.
3. Date that version was released.

You Do NOT Have Current Download Access

If you wish you can renew your download access through the **Renew Options** link as shown in the following page after you have clicked:

CLIENT AREA (in link bar on all pages of our site) > MY DOWNLOADS

My Downloads

if your download access has expired for the license you wish to install/update click the Renew Options link to see your options for renewing

You are here: [Client Area](#) > [My Downloads](#)

Name	Notes	Created
GeoClassAuctions Enterprise (Upgraded to GeoCore) - Key: GeoClassAuctions_ENT-1-4286217aab9986 - Installed At: www.127.0.0.1, 127.0.0.1, www.jameslappo.geo, jameslappo.geo, www.james.geo, james.geo, lappo.geo, www.lappo.geo, localhost, www.localhost	Access to new downloads has expired. Can only access downloads from before 06/11/2014 . Renew Options	10/26/2006
Mobile API (iPhone App) - GeoMobile Shared iPhone App - Key: Geo-iPhoneApp-Shared-e73f30e7eb8c02 - Installed At: www.local.geo, local.geo		08/29/2014
GeoCore - Purchased License - Key: GeoCore-019775ee54619a1 - Installed At: local.geo, www.local.geo		10/10/2012

download older versions of software

Once click the license in the above you'll see the following screen:

You are here: [Client Area](#) > [My Packages](#) > [GeoCore - Purchased License](#)

- [Downloads](#)
- [Licenses](#)
- [Addons & Services](#)
- [Premium Support](#)
- [View Details](#)

Download access will expire on 01-01-2015. [Show Renewal Options](#)

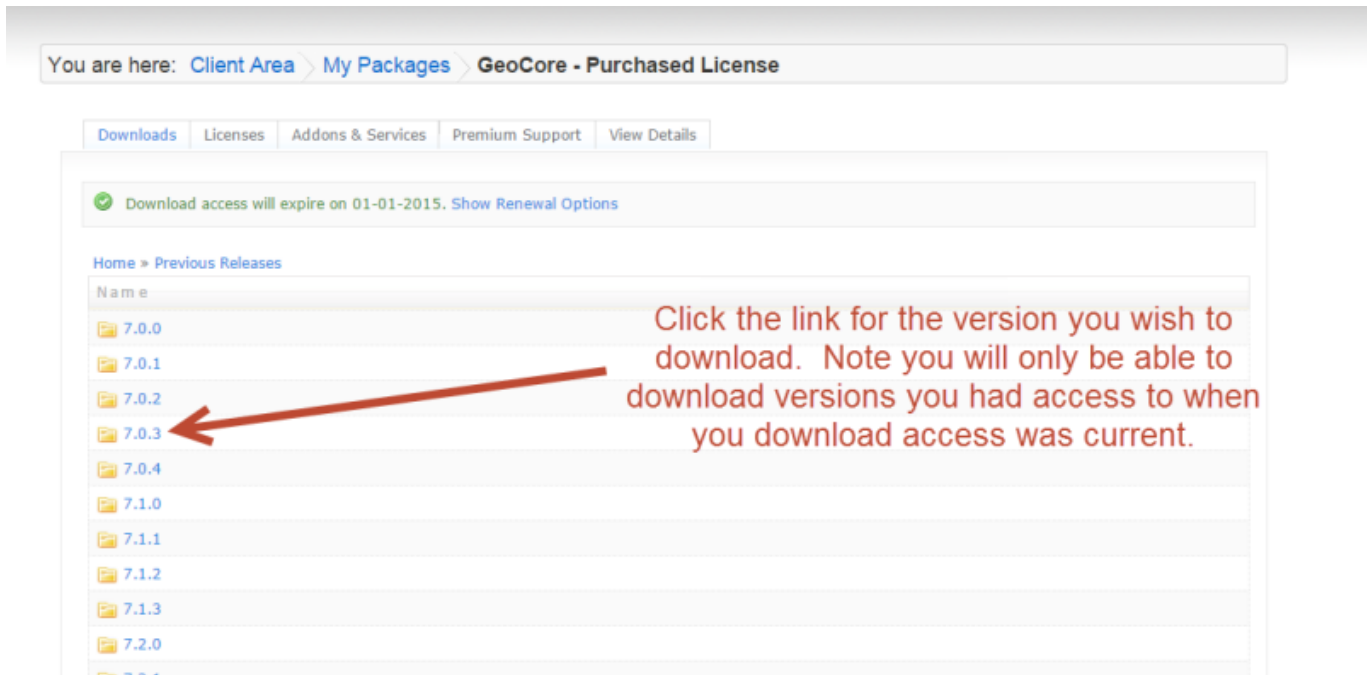
Home

Name

- [Current Release](#)
- [Previous Releases](#)
- [_Developer BETA Release](#)

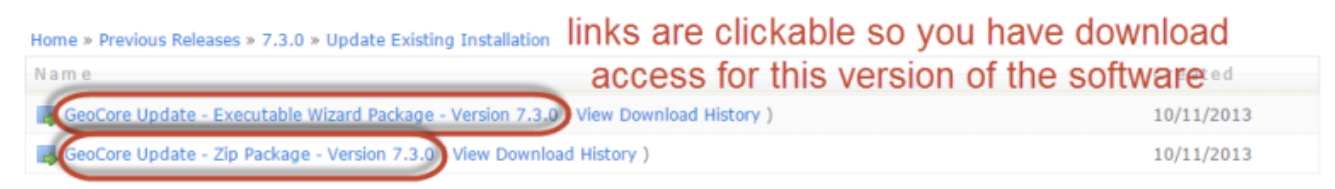
click the "Previous Releases" link to download older versions of the software you had access to before your download access expired

Now you will see a page like the following that contains links for each version released as shown in the screenshot below:



<tip c n>Unfortunately there is no easy way to determine which version you can download without clicking INTO that version and seeing if you can download it. You can start clicking on the latest version in the list and work your way up until you see a link to download that version. </tip>

Once you click on a version you will be able to choose **new installation** or **updated existing installation** like mentioned above. Choose the option you want. If you have download access to the version you clicked on you will see that the **Executable Wizard Package** and **Zip Package** are linked and clickable. You can click the link you want and the software download will start.



If you click into a version that you do NOT have download access to the links to download that version will NOT be clickable as shown in the following screenshot:



If you want to renew your download access you can see the options available through the links illustrated here in your client area just above your download links as shown here:

You are here: [Client Area](#) > [My Packages](#) > **GeoCore - MAX**

Downloads | Licenses | Addons & Services | Premium Support | View Details

Access to new downloads expired on 01-03-2014.

if you download access has expired you can renew your download access to the latest version of the software. You can see the renewal options for JUST download access or the priority support/download access. Just click these links to see the options

Renew Downloads or Premium Support:

- Extend Premium Support [See Options >](#)
- Extend Download Access to Updates [See Options >](#)
- Combo Options: Update Support AND Download Access [See Options >](#)
- Combo Subscription Options: Update Support AND Download Access [See Options >](#)

Home > Previous Releases > 7.4.2 > Update Existing Installation

Name	Created
GeoCore Update - Executable Wizard Package - Version 7.4.2 (View Download History)	08/06/2014
GeoCore Update - Zip Package - Version 7.4.2 (View Download History)	08/06/2014

<tip n c>**NOTE:** As we make new releases of the software available in the "client area", you may see additional downloads for your edition. These may have an **RC1** or similar postfix added to the end of the version number. RC stands for Release Candidate, which means that the download is being proposed for release. So, although the RC release is available to you, it is still undergoing some internal testing. Typically, if we post an RC to the [client area](#) it is safe to download. For example, you may see *Version 4.5.0RC1* available for download.</tip>

From:
<https://geodesicsolutions.org/wiki/> - **Geodesic Solutions Community Wiki**

Permanent link:
https://geodesicsolutions.org/wiki/installation/download_software/start

Last update: **2014/10/22 21:00**

